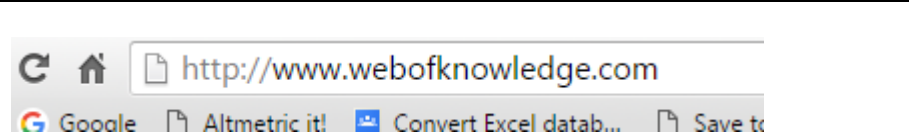
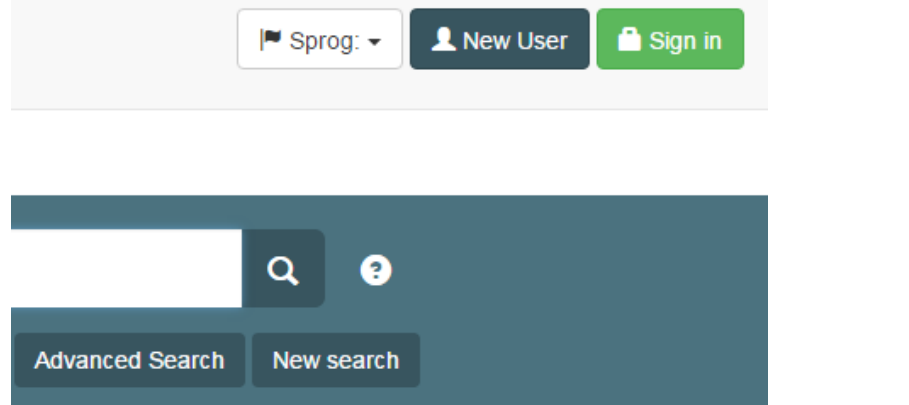

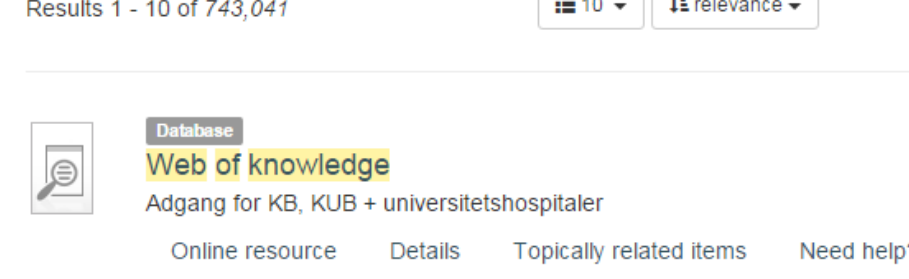
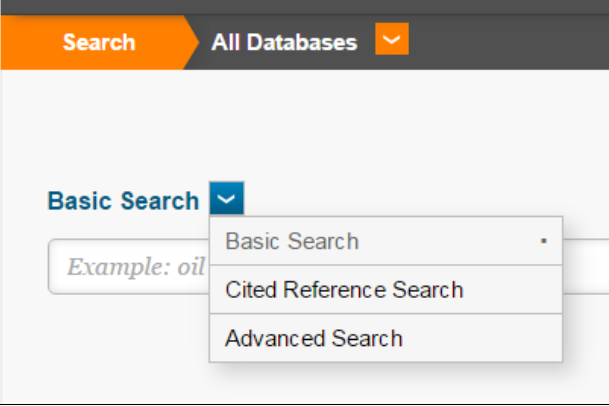
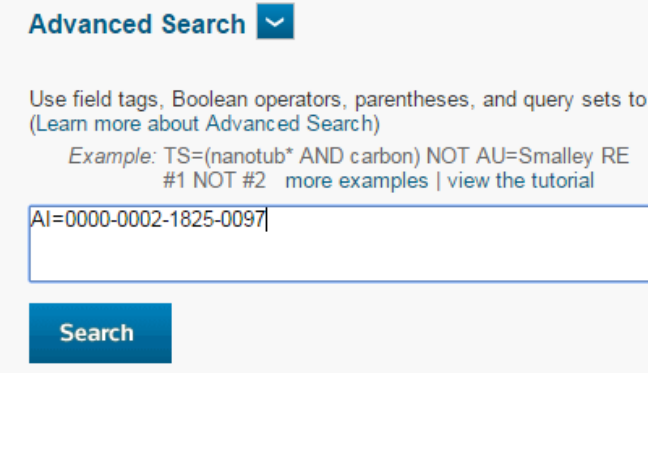
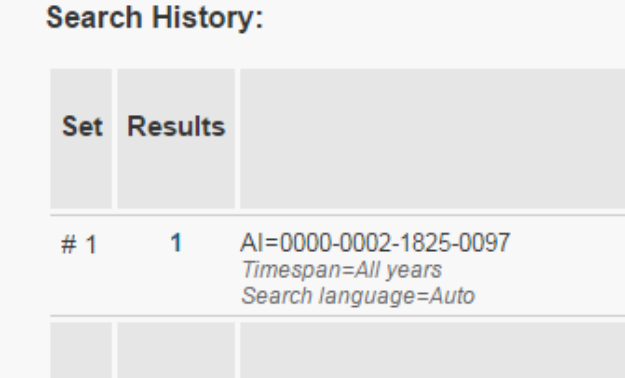
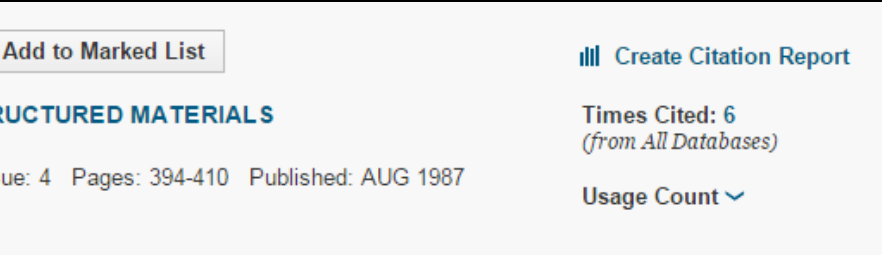
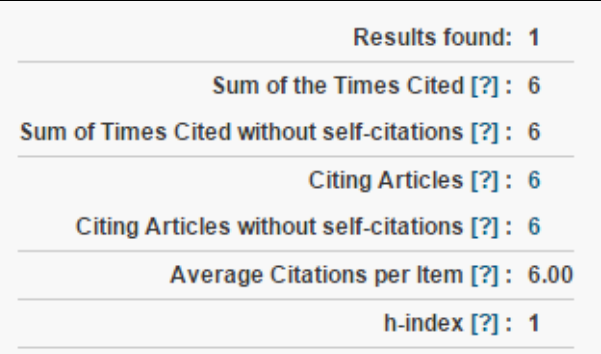


## Where can I find my *h-index* and number of citations?

In connection with, for example, funding applications, researchers are often required to provide bibliometric data. This data can be the total number of citations (with or without self-citations), an *h-index* or other data concerning publications. It is relatively easy to find this data in Web of Science (WoS). The most efficient way is by using your updated ORCID or ResearcherID (required at SCIENCE).

|   |  |
|---|--|
| <p><b>1</b> When at SCIENCE campus go to WoS directly:<br/> <a href="http://www.webofknowledge.com/">http://www.webofknowledge.com/</a></p>   |    |
| <p><b>2</b> When not at campus, start by logging in to Rex, the library catalogue, with your 6 digit employee ID:<br/> <a href="http://rex.kb.dk/">http://rex.kb.dk/</a></p> <p>(It is not possible to use a VPN connection.)</p> |   |
| <p><b>3</b> After logging in search for “web of knowledge” in Rex.</p>  |  |
| <p><b>4</b> Where the search results are shown, click on “Online resource”.</p>   |  |

|   |  |
|---|--|
| <p>5 In the database WoS choose <b>Advanced Search</b> from the drop down to the right of Basic Search</p>  |    |
| <p>6 In Advanced Search use your updated ORCID or ResearcherID to find all your publications.</p> <p>If your ORCID or ResearcherID is not updated, search manually using your name/initials and refine your search until you have all your publications. Searching with surname and initials:</p> <p>AU=carberry js</p> |   |
| <p>7 Click on the number of results at the bottom of the page to list the publications.</p>   |  |
| <p>8 Where publications are listed click on "Create Citation Report" (top right).</p>   |  |
| <p>9 The Citation report lists the basic bibliometric data based on the publications in the set.</p>  |  |